


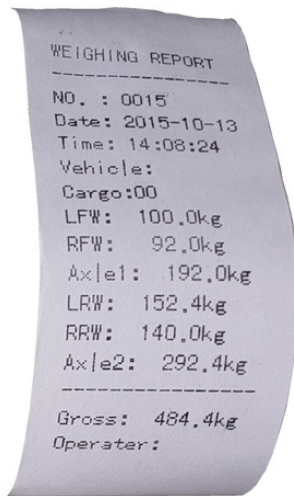
SW-WP Wheel Pads

ANMAR

SCALES

General Specifications

- 1000kg or 1500kg Pad Capacities
- 5m Load cell cables
- Portable
- Simple set-up & operation
- Wheel, axle & gross weights



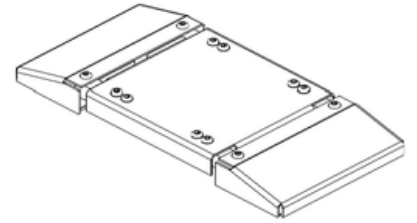
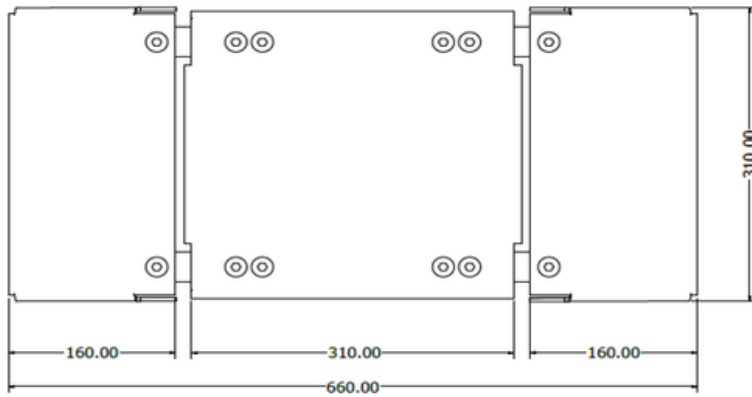
THE WEIGH OF THE FUTURE

189 Northcorp Blvd, Broadmeadows, Victoria, 3047
info@anmarscales.com.au
www.anmarscales.com.au
1300 854 201

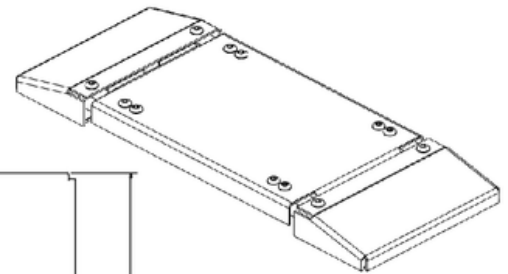
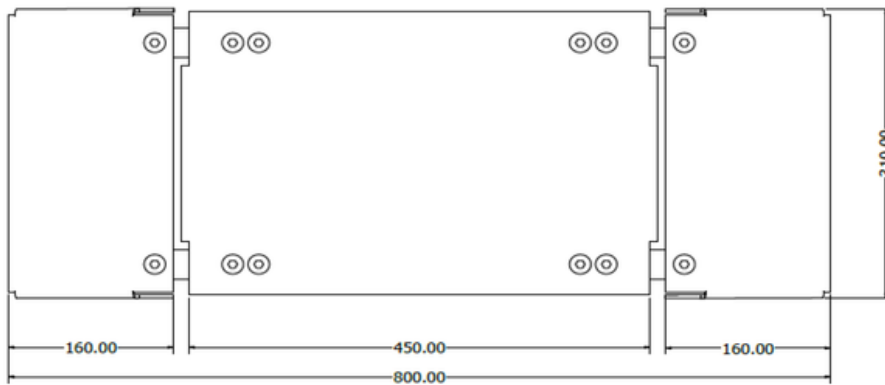
SW-WP Wheel Pads

1 t & 1.5 t Wheel Pad

SW-WP-1t



SW-WPL-1.5t



ANMAR

SCALES

THE WEIGH OF THE FUTURE

189 Northcorp Blvd, Broadmeadows, Victoria, 3047

info@anmarscales.com.au

www.anmarscales.com.au

1300 854 201